

# **Binational Health Week in Missouri: A brief Summary of the 2009 Evaluation Report**



# Agenda

- I. Binational Health Week Overview
- II. 2009 Evaluation Report Summary
- III. Resources
- IV. Questions

# Binational Health Week



It started as an annual weeklong series of health-promotion and health-education activities. Most of these activities are held during a national timeline in October.

The primary audience for these efforts is Hispanic/Latino residents regardless of national origin, healthcare coverage, or immigration status.

# Binational Health Week in Missouri



2008 Opening Ceremony at the Consulate of Mexico

In October 2004, the Binational Health Week (BHW) initiative was expanded from California to 17 states in the U.S. including Missouri.

Alianzas is the Statewide Coordinator in Missouri

# Binational Health Week

## October 3-15, 2009



2009 BHW National Poster

In 2009, the BHW took place in 40 states in the U.S. and 3 provinces in Canada, with the participation of the consular networks in the United States of Mexico, Guatemala, El Salvador, Honduras, Colombia, Ecuador and Peru.

## 2009 Binational Health Week in Missouri

- Health fairs: Kansas City, St. Joseph, and St. Charles
- Three Health Focus events at the Consulate of Mexico
- Workshop “Healthy Living, Healthy Hearts” at Guadalupe Centers, Inc.
- A total of 1500 participants
- National survey. A total of 291 surveys were collected.



Photos: 2009 Health fairs in St. Charles, St. Joseph and Kansas City, Missouri

# Summary of Results in Missouri

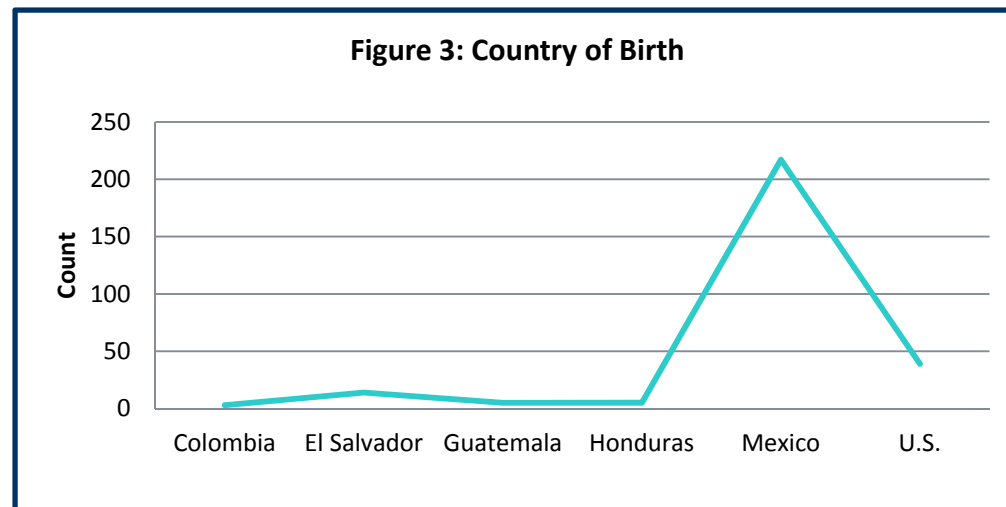
- ❑ **How old are you?** Of 287 respondents, the average age was 42. Ages ranged from 18 to 91.
- ❑ **Gender:** Of 276 participants, 60% were female and 40% were male.
- ❑ **Are you Hispanic/Latino?** Of 276 respondents, 97% said “Yes.”
- ❑ **Race:** Of 261 respondents, 74 % participants self-identified as “Other.”



Photos: 2009 Health fairs in St. Charles, St. Joseph, and Kansas City, Missouri

# Summary of Results in Missouri

- ❑ **In which country were you born?** Of the 289 respondents, 217 (75%) indicated Mexico. Other countries by greatest representation: the U.S., El Salvador, Guatemala, Honduras, and Colombia.

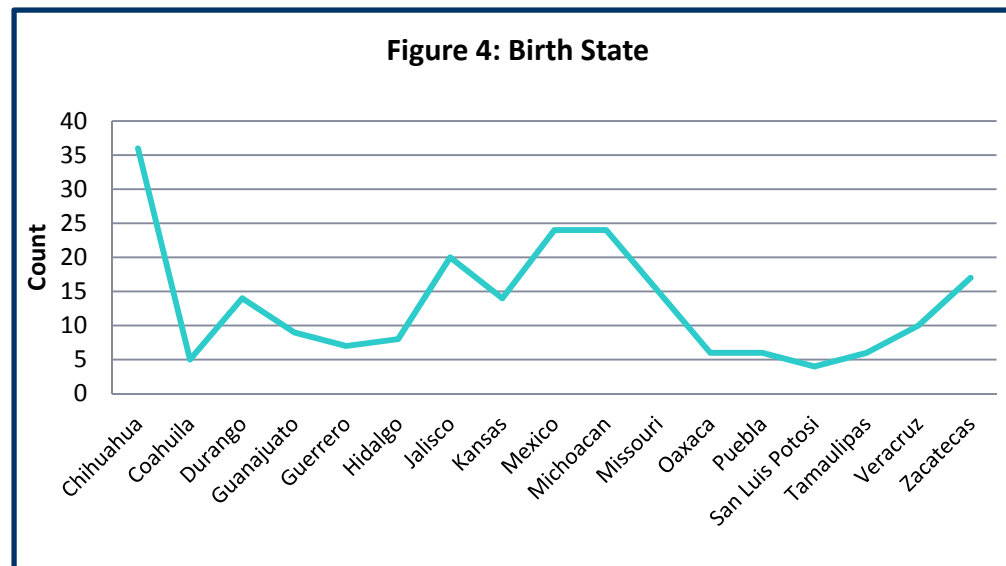


Source: 2009 Binational Health Week Surveys



# Summary of Results in Missouri

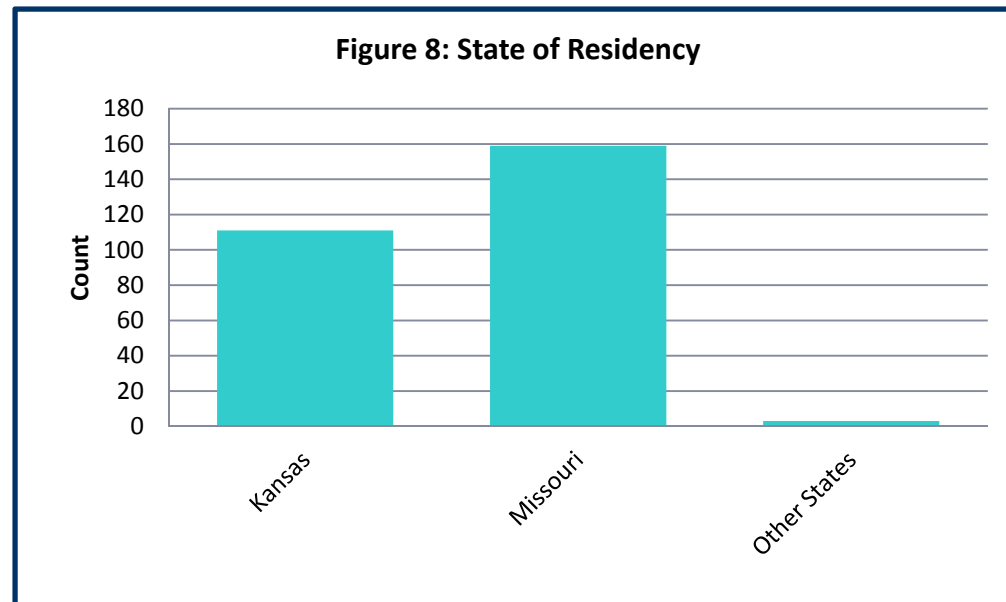
- ❑ **In which state were you born?** Of 246 respondents, the majority were born in Mexican states such as Chihuahua, Mexico, Michoacán, and Jalisco. In the U.S.: Missouri and Kansas.



Source: 2009 Binational Health Week Surveys

# Summary of Results in Missouri

- ❑ **Residency by State:** Of 273 participants, 159 (58.2%) said Missouri.



Source: 2009 Binational Health Week Surveys

## Summary of Results in Missouri

- ❑ **Preferred Language:** Of 287 participants, 67% said Spanish, 29% were Bilingual (English/Spanish), and 4% preferred English.
- ❑ **Rating Services Received:** Of 212 respondents, 72% said “Very helpful.”



Photos: 2009 Health fairs in Kansas City, Missouri and St. Charles

## Summary of Results in Missouri

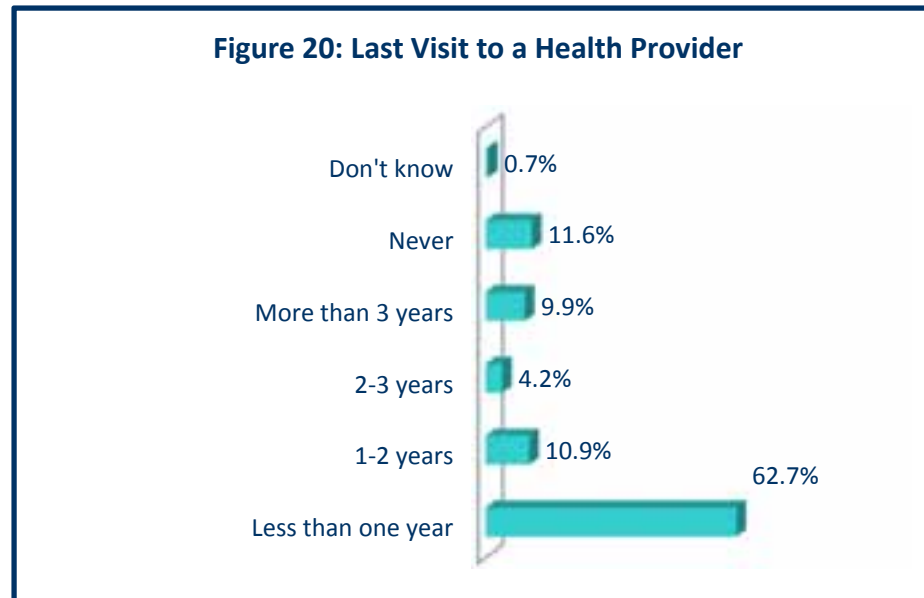
- Do you have access to healthcare in the U.S.?** Of 288 participants, 51% said “Yes,” 47% indicated “No,” and 2% declared “I don’t know.”
- Do you have health insurance in the U.S.?** Of 288 respondents, 68% indicated “No,” and 32% said “Yes.”



Photos: 2009 Workshop at Guadalupe Centers, and health fair in Kansas City, Missouri

# Summary of Results in Missouri

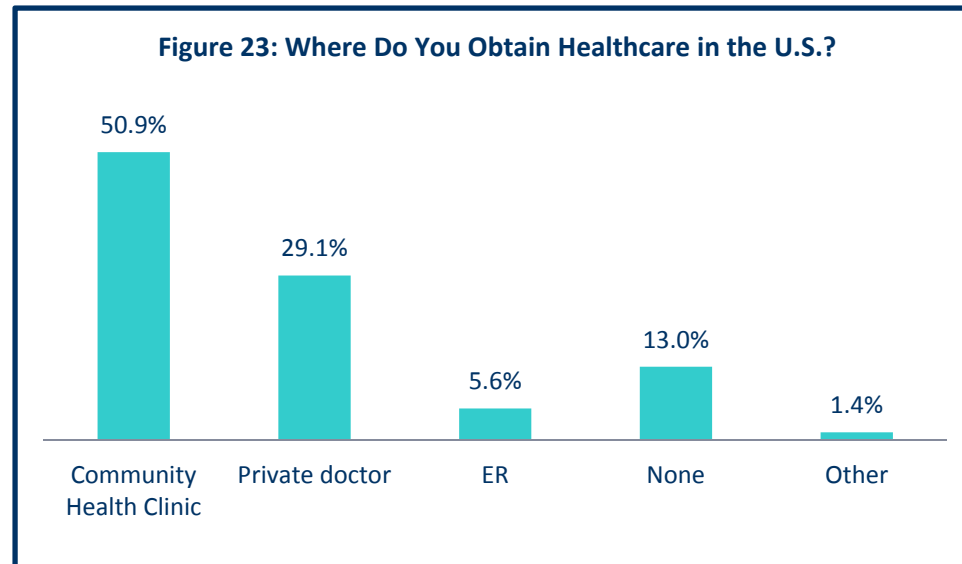
☐ **When was your last visit to a doctor in the U.S.?** Of 284 respondents, the majority indicated “Less than one year.”



Source: 2009 Binational Health Week Surveys

# Summary of Results in Missouri

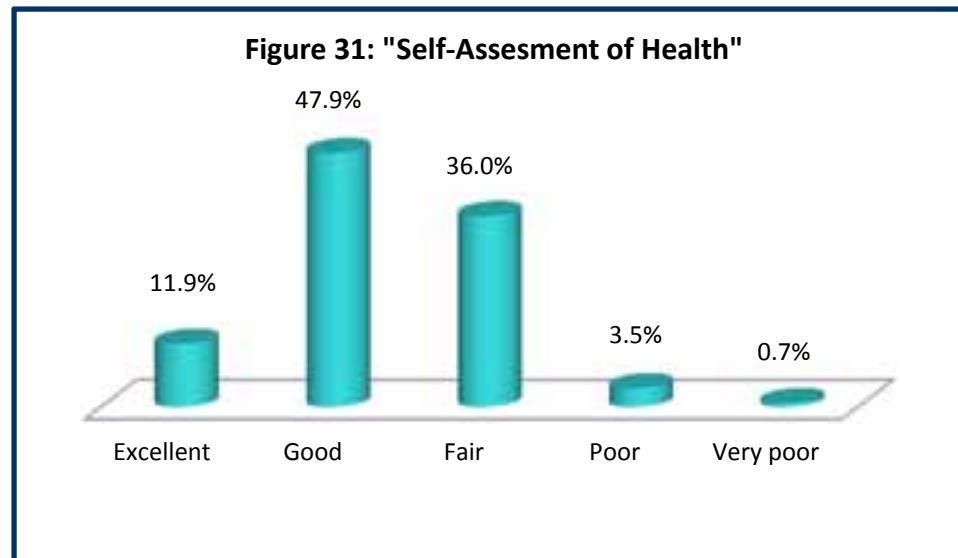
**Where do you obtain healthcare?** Of 285 respondents, half of them said “A community health clinic.”



Source: 2009 Binational Health Week Surveys

# Summary of Results in Missouri

❑ **How would you rate your health?** Of 286 respondents, most declared “Good” and “Fair.”



Source: 2009 Binational Health Week Surveys

# Summary of Results in Missouri

**Table 2: Health Concerns**

Health Topic	Frequency & Percentage	Health Topic	Frequency & Percentage
Allergies	47 (16.2%)	Nutrition	43 (14.8%)
Asthma or Respiratory Diseases	43 (14.8%)	OB/GYN and Reproductive Health	22 (7.6%)
Cancer	109 (37.5%)	Other	19 (6.5%)
Cardiovascular Disease	105 (36.1%)	Sexually Transmitted Diseases, HIV/AIDS	28 (9.6%)
Dental Health	73 (25.1%)	Substance Abuse (Alcohol, Tobacco and Drugs)	14 (4.8%)
Diabetes	93 (32%)	Vision	79 (27.1%)
Digestive System	42 (14.4%)	Work-related Injuries	20 (6.9%)
Mental Health	27 (9.3%)		

Source: 2009 Binational Health Week Surveys



## For more information

Binational Health Week in Missouri, 2009 Evaluation report:  
[www.alianzas.us](http://www.alianzas.us)

Binational Health Week website:  
<http://binationalhealthweek.org/>

Contact Alianzas:

**Christina Vasquez Case, Ph.D.**

[casecv@umkc.edu](mailto:casecv@umkc.edu) (816) 235-1768

**Mercedes Saint Elin, LL.M.**

[saintelinm@umkc.edu](mailto:saintelinm@umkc.edu) (816) 235-5840